

**CURRICULUM RESOURCE**

Grocery Shopping Apps

**OALCF ALIGNMENT**

Competency	Task Group	Level
Competency A – Find and Use Information	A1. Read continuous text	2
Competency A -Find and Use Information	A2. Interpret documents	2
Competency B – Communicate Ideas and Information	B1. Interact with Others	2
Competency B - Communicate Ideas and Information	B3. Complete and create documents	2
Competency C - Understand and Use Numbers	C1. Manage money	2
Competency C - Understand and Use Numbers	C3. Use measures	1
Competency D - Use Digital Technology	N/A	2
Competency E – Manage Learning	N/A	N/A
Competency F – Engage with Others	N/A	N/A

**Goal Paths (check all that apply)**

- Employment
- Apprenticeship
- Secondary School Credit
- Postsecondary
- Independence

**Embedded Skills for Success (check all that apply)**

- Adaptability
- Collaboration
- Communication
- Creativity and innovation
- Digital
- Numeracy
- Problem Solving
- Reading
- Writing

**NOTES:** This resource may include the OALCF competency Numeracy C4 (Manage Data).

## Acknowledgements



This Employment Ontario service is funded in part by the Government of Canada and the Government of Ontario through the Canada-Ontario Job Fund Agreement.

Canada 

EMPLOYMENT  
ONTARIO

Ontario 

The opinions expressed in this report are the opinions of Community Literacy of Ontario and do not necessarily reflect those of our funders.

 [communityliteracyofontario.ca](http://communityliteracyofontario.ca)

 @CommunityLiteracyOntario

 (705) 733-2312

 @love4literacy

 [info@communityliteracyofontario.ca](mailto:info@communityliteracyofontario.ca)

 @love4literacy

## Practitioner Guide

This resource is to assist the underrepresented, especially those in poverty.

It can be used entirely or just for certain sections (e.g., grocery shopping apps).

**Suggestion:** As the learner works through the resource, provide time for discussion, regarding:

- comfort using/downloading apps
- choices
- cautions
- confidentiality (especially when an app shares data with others)
- feedback about the apps
- feedback about the usage
- anything else



### Did You Know?

Did you know there are shopping apps? Most are free! We will explore some popular shopping apps used in Canada. Shopping apps can help you find the best deals for groceries, clothes, and more. Some shopping apps will provide you with coupons and others will pay you to use them!

## What is a Shopping App?

A **shopping app** is a handy tool you can download. Shopping apps are mobile apps for your cell phone, tablet, or watch.

Most shopping apps are available on Google Play and in the Apple Store.

For now, let's look at grocery shopping apps.

app  
/ap/

App is short for application. An app is a computer program or software.



## Grocery Shopping Apps

There are many Canadian grocery shopping apps. It is important to use the Canadian apps because the stores are in your area. You will be asked to enter your postal code to get the stores in your area.

**Note:** Discuss this with your teacher and other learners if you are concerned about downloading or using apps. You can also get information about the pros and cons of shopping apps on the web. You are in charge of what you download!

- Let's start by looking at an app called **Flipp**.

DOWNLOADING FLIPP FOR IPHONE

**Flipp App**

Now we will get started using the Flipp app for iPhone or Android smartphones. This app lets you save money and take advantage of a wide range of offers. Every week, browse the digital flyers of stores near your home, or search for the items you need. But first we need to download the app onto the phone.

**1. Getting Flipp for iPhone**

If you have an **iPhone**, start here. (If you have an Android, skip to section 2.)

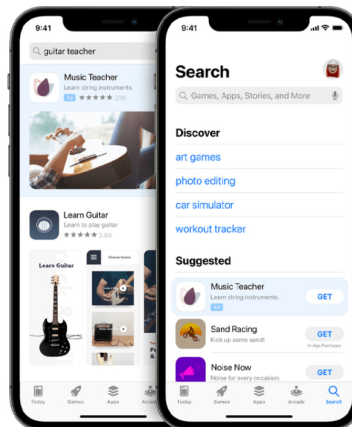


Tap the App Store



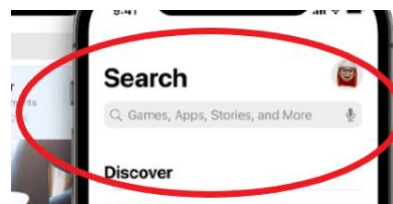
icon:

The App Store looks like this:



Type in the search bar:

**Flipp**



Find the correct app. You may have to scroll down a little. Its icon looks like this:

The logo for the 'flipp' app, written in a light blue, cursive, lowercase font.

Tap **GET**.



### **New Task!**

Download the app.

- Follow the steps above and download the app.
- Make sure the icon appears on your phone.
- Once it's downloaded, skip ahead to section 3 and we will try it out!


DOWNLOADING FOR ANDROID

2. Getting Flipp for Android

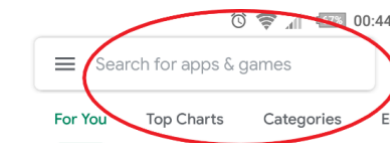
If you have an **Android**, start here. (If you have an iPhone, skip to section 3.)




The Google Play store looks like this:



Type in the search bar:  
**Flipp**



Find the correct app. You may have to scroll down a little. Its icon looks like this:



**New Task!**

Download the app.

- Follow the steps above and download the app.
- Make sure the icon appears on your phone.
- Once it's downloaded, skip ahead to section three and we will try it out!





USING FLIPP


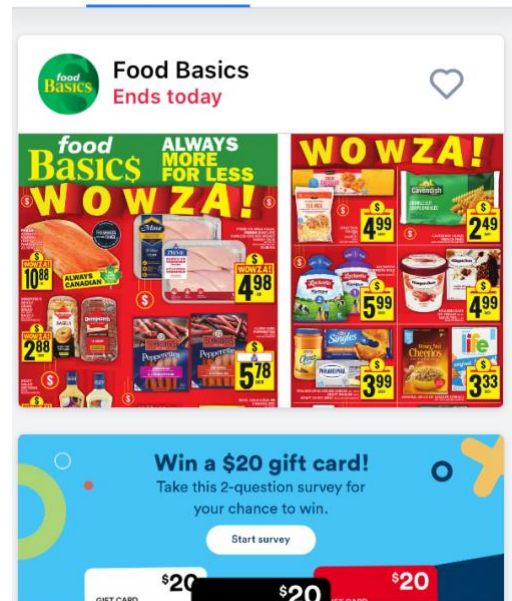
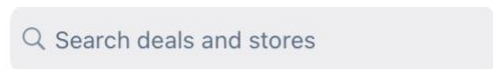
1. Using Flipp

You will be asked to enter your **postal code**. This will allow the app to tell you about deals in stores close to you. Then you will be taken to the Flipp **home screen**.

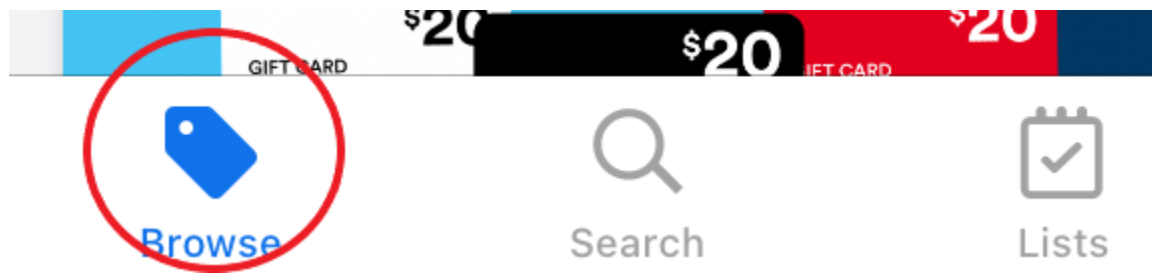
The Flipp home screen looks like this:

It will show a list of **sales in local stores**. Some of those sales will be ending soon.

You can tap the sales to get a better look at the sales flyer:



You can always return to the homepage by tapping the Browse icon at the bottom:

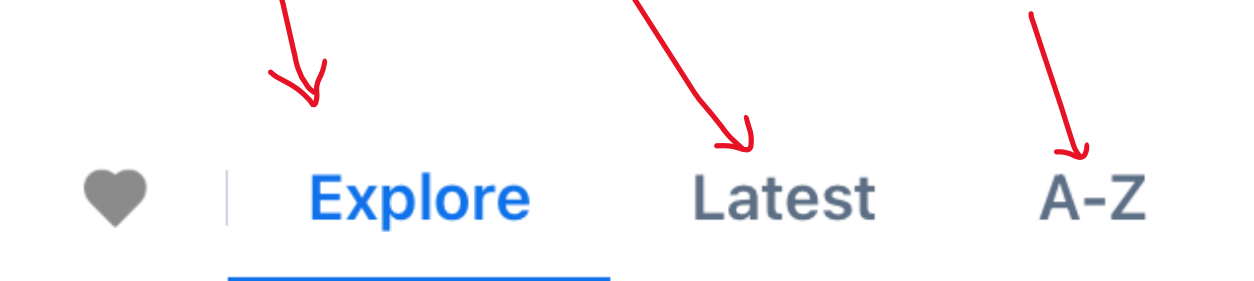


From the home screen, you can:


Explore a list of deals

See the **latest** deals

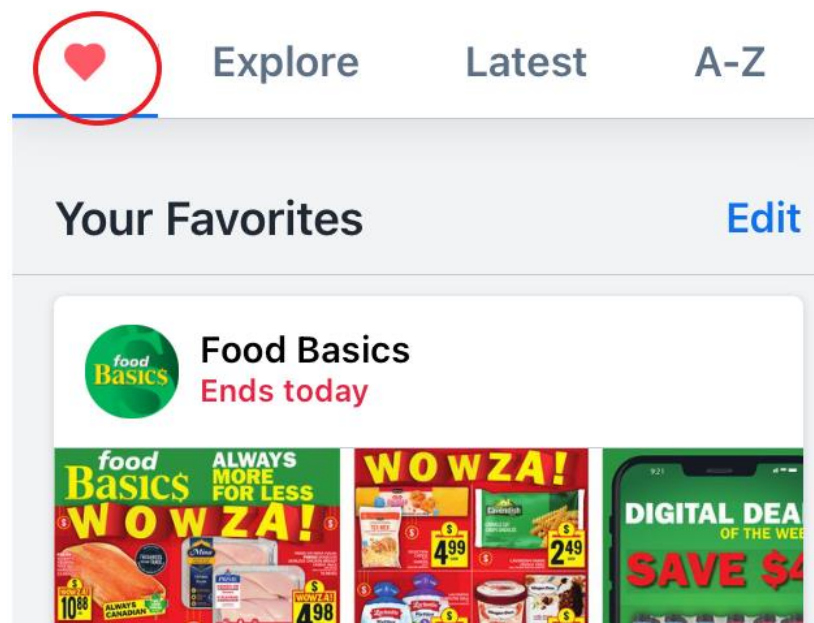
See the deals listed **alphabetically** by store name



Tap the heart symbol in deals to save them as your favourites:

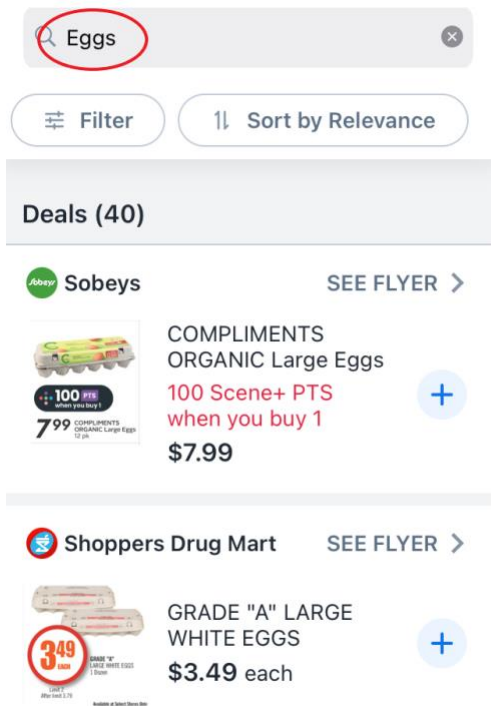


Tap the heart symbol at the top to go to your list of favourites:

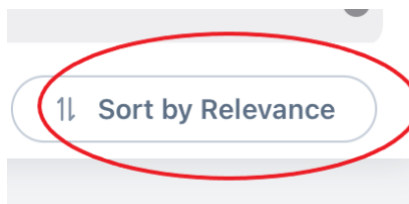
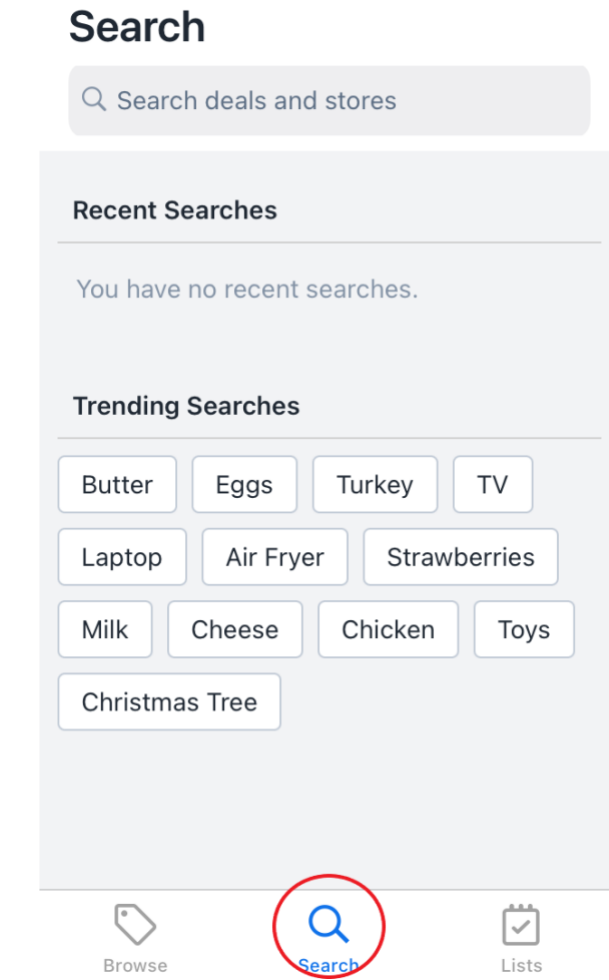


Tap the search symbol at the bottom to search for grocery items:

Tap a product or type it in the search box. Let's try **eggs**:



Tap the **Sort by Relevance** button:



You can then choose to sort by **price**:

Price - Low to High



**Now you try it.**

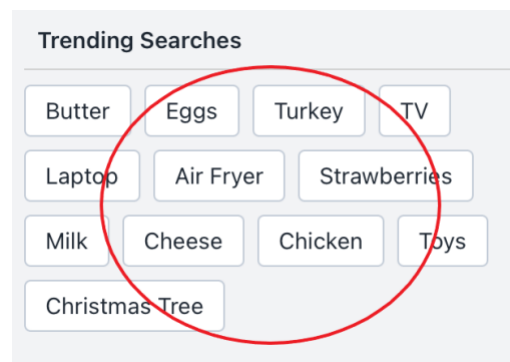
Search for a product. Find the best price.

1. Tap the search button.



2. Choose a product.

What did you choose?

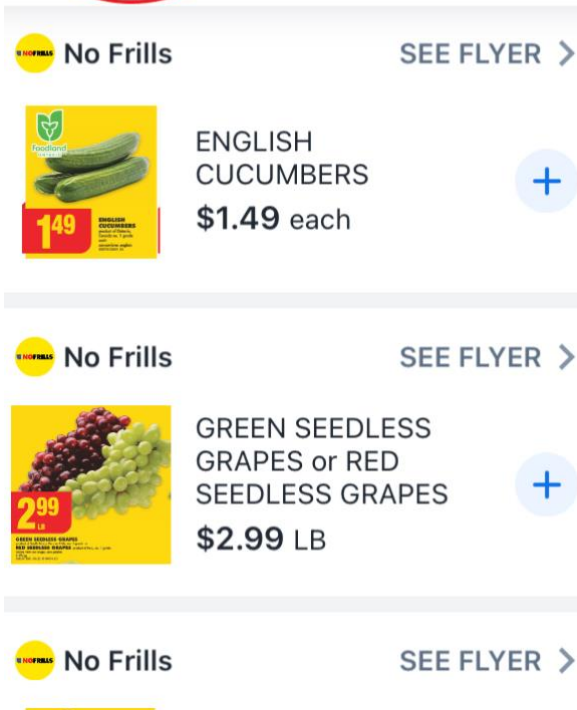


3. Tap the **Sort by Relevance** button.
4. Choose to sort by **lowest price**.
5. What was the lowest price of your product?

You can also search by store:



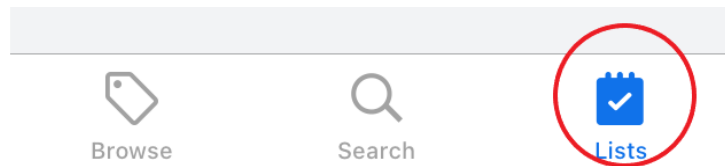
When you do, you will be given a list of the top deals at that store.



Choose an item by tapping the blue cross:



This will add the item to a grocery list for you. You can get to the list by pressing on **List** at the bottom of the page.



Tap next to the items on your list when you are shopping to tick them off:





**Now you try it.**

Use the app to help you make a grocery list.

1. Fill out the left side of the chart with your favourite grocery items.
2. Use the app to fill out the middle of the chart with lowest prices.
3. Also using the app, make note of the stores where you found the lowest prices.

Your Favourite Grocery Items	Price	Store

## OTHER GROCERY SHOPPING APPS

There are different types of grocery shopping apps:

1. Grocery Cashback
2. Grocery Coupon
3. Grocery Flyer and Price Comparison



The grocery shopping apps you will see in this resource are all free.

Let's explore some Canadian grocery shopping apps.

Return to [17 Best Grocery Apps in Canada 2023 - Savvy New Canadians](#) September 25, 2023

Each grocery shopping app has information about it. Scroll down the webpage. Read each app. Look for the app type you want to use.

Recall the three types of grocery shopping apps

1. Grocery Cashback
2. Grocery Coupon
3. Grocery Flyer and Price Comparison

Let's explore the three types of grocery shopping apps.



## Grocery Flyer and Price Comparison

A note about comparison shopping. When comparing prices, it is important that you compare apples to apples. Make sure the items are the same

- brand
- type
- size



As an example, let's look at the cost of a Sealtest litre of 2% milk at your local grocery stores. You want to buy the milk at the best price.

Store	Size (litre)	Cost
1	1	\$2.19
2	1	\$1.25
3	2	\$2.80

Stores 1 and 2 have the same size (1 litre), but the prices are not.

Store 3 offers a price for 2 litre of milk. You are looking for 1 litre.

Store 2 is the best choice for what you are shopping for.

## Learning Activity #1

Ask the learner to review the table below. Ask them which store would be the best to buy the milk. You could assist the learner with navigating a table.

You could reinforce that size is important and that adding, multiplying or dividing costs (based on size) could be an influence on the decision.

You and your family really like Beatrice 1% milk and you buy 4 litres (boxes or 3 bags) at a time. Review the table below to decide which store sells your milk for the best price. Circle the store number you choose.

Store	Size (litre)	Cost
1	4L	\$4.49
2	2L	\$2.35
3	2L	\$2.80

This learning activity includes the following OALCF competencies

- Find and Use Information A2.2
- Understand and Use Numbers C1.1

This learning activity also includes the following SFS competencies

- Reading Text
- Numeracy
- Problem Solving

## Grocery Coupon Apps


These apps are different from the grocery flyer and price comparison apps. These apps search for coupons to help you save money on the groceries you want. Most coupons are from the brand, not from the store itself. Most coupons are for all grocery stores.

Coupon apps work like the coupons you may get in the mail or find in grocery stores.

Most coupon apps expect you to buy the product and send in the receipt. Be careful to watch for the expiry date!

You must sign up for the app. You will set up an account. You will be sent the discount to your account.

A common coupon app is Checkout 51. ([Checkout 51 - Save on the brands you love.](#)) – October 20, 2023. It is available on Google Play and Apple Store.



## Grocery Cashback Apps

These are another type of grocery shopping apps. Like the name says, you get cash back for using the app. The amount you receive may be a percentage or a set value.

These apps work like a credit card and link to your bank account. You should be very cautious about this type of app.

KOHO is one the most popular grocery cashback apps. ([KOHO Financial – Apps on Google Play](#)) – October 20, 2023.



## Learning Activity #2

Ask learners to select which type(s) of grocery shopping apps they would use. The discussion should encourage the learner to consider why the type was selected, along with reasons.

Explain which type of grocery shopping app you would use.

This learning activity includes the following OALCF competencies

- Communicate Ideas and Information B1.1
- Engage with Others

This learning activity also includes the following SFS competency

- Communication



These are some questions you need to ask yourself when planning to use the grocery app(s)

- Do I shop weekly?
- Do I shop monthly?



These apps are great, but you also don't want to travel all over to save money. Make good decisions about what is really a good deal. You don't want to travel far to save a little.

So, the next thing is to try it. Go shopping. Try the app out for a few shopping trips. Decide if this is the right app for you. If so, okay. If not, will you try another?

## Tasks

### Task #1

This task combines several steps based on the information provided and the learning activities. It requires the learner to demonstrate skills learned and how they can apply them.

For each grocery item, where is the best deal this week? Create a table that includes the grocery item, brand, store, and price. Remember that the items should always be the same brand and size.

This task includes the following OALCF competencies

- Communicate Ideas and Information B1.2
- Understand and Use Numbers C3.1

This learning activity also includes the following SFS competencies

- Writing
- Numeracy
- Problem Solving

## Task #2

This task combines several steps based on the information provided and the learning activities. It requires the learner to demonstrate skills learned and how they can apply them.

1. Share your experience with the app(s) with other learners and your teacher
2. Did the app(s) help? Explain
3. Share the responses from your family about your and their experiences with the app

This task includes the following OALCF competencies

- Communicate Ideas and Information B1.1
- Manage Learning
- Engage with Others

This learning activity also includes the following SFS competencies

- Communication
- Collaboration
- Problem Solving
- Adaptability

